

# CLT-303R/L Camera Link Translators

The CLT-303R and CLT-303L Camera Link Translators enable the use of traditional RS-422 and LVDS digital cameras with Camera Link frame grabbers. The “R” and “L” versions support parallel RS-422 and LVDS digital camera data, respectively. The CLT-303’s are extremely flexible and can convert a wide range of cameras from parallel digital output to Camera Link *base* configuration with up-to 24-bit data.



Cameras with pixel clock rates as low as 2.5 MHz and as high as 85 MHz are supported. Features include RS-232 communication support. A front-panel link status indicator identifies an active connection.

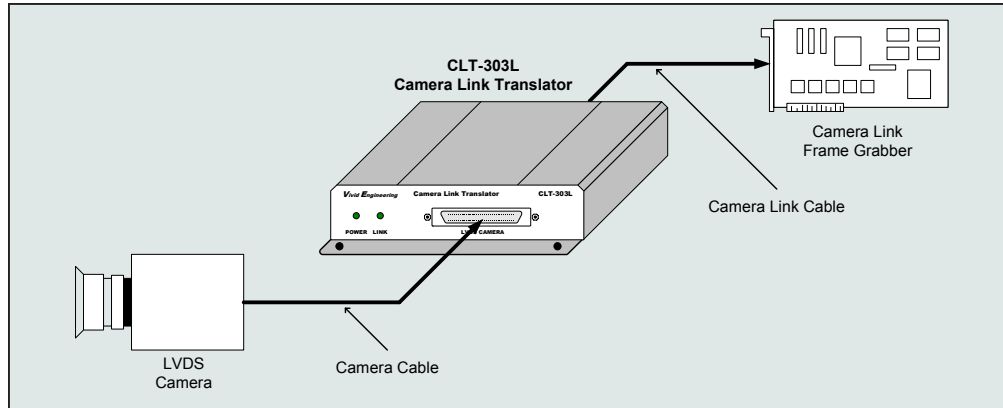
The CLT-303’s are housed in sturdy, compact aluminum enclosures. A locking-plug power supply is optional.

## Features


- Enable use of RS-422 and LVDS cameras with Camera Link frame grabbers
- Also useful for converting parallel video from FPGA and imaging development boards
- Camera Link “base” configuration interface, supports up-to 24-bit data
- “R” version supports RS-422 cameras
- “L” version supports LVDS cameras
- 2.5 MHz to 85 MHz camera pixel clock range for “L” version
- 2.5 MHz to 32 MHz camera pixel clock range for “R” version
- RS-232 camera communication support
- Selectable camera clock and timing signal polarities
- Link indicator identifies an active camera connection
- Isolated DC power input
- Minimal data pass-through latency
- Flow-through connector placement
- Multi-nation power supply included, locking-plug version optional
- Sturdy, compact aluminum enclosure w/ mounting flange
- 3-year warrantee




## Typical Application (LVDS)



## Rear Panel



## Power Supply



## Specifications

Feature	Specification
Camera Interface	- "R" version = Parallel RS-422 - "L" version = Parallel LVDS (EIA-644)
Camera Connector	68-pin SCSI-style (HD68)
Frame Grabber Interface	Camera Link "base" configuration
Frame Grabber Conn.	26-pin MDR type
Camera Frequency	- "R" version: 2.5 - 32 MHz - "L" version: 2.5 - 85 MHz
Mode Selection	Rear-panel 8-position DIP switch
Latency	Video Path: 3 camera pixel clock cycles Control signals: 20 ns max
Power Supply	Universal wall style w/ outlet plug set
Power Plug	2.1 x 5.5 mm, center-positive. Locking style optional
Power Requirements	4.5-9.0 VDC, internally isolated 300 mA @ 5 VDC (typical)
Cabinet Dimensions	5.28" (L) x 1.18" (H) x 6.12" (D)
Weight	13 oz
Operating Temp Range	0 to 50° C
Storage Temp Range	-25 to 75° C
Relative Humidity	0 to 90%, non-condensing
Compliance	FCC Class A, ROHS, CE EN55024 pending

## Ordering Information

Model	Description
CLT-303R	Camera Link Translator (RS-422, with standard power supply)
CLT-303R-L	Camera Link Translator (RS-422, with locking-plug power supply)
CLT-303R-N	Camera Link Translator (RS-422, without power supply)
CLT-303L	Camera Link Translator (LVDS, with standard power supply)
CLT-303L-L	Camera Link Translator (LVDS, with locking-plug power supply)
CLT-303L-N	Camera Link Translator (LVDS, without power supply)