

CLS-212 Camera Link PoCL Simulator

The CLS-212 Camera Link Simulator is a high-performance video test pattern generator supporting all Camera Link configurations (base, medium, full, 80-bit) as well as Power over Camera Link (PoCL). Fully programmable video timing enables the CLS-212 to mimic the characteristics of cameras with video clock rates up-to 85 MHz.



The CLS-212 is controlled using a PC with a standard RS-232 serial port, or USB port using an optional adapter. CLS-212 control is performed via a simple, straightforward, Command Line Interface (CLI). No special software is required. Configuration files are easily created with user parameters and downloaded to the CLS-212.

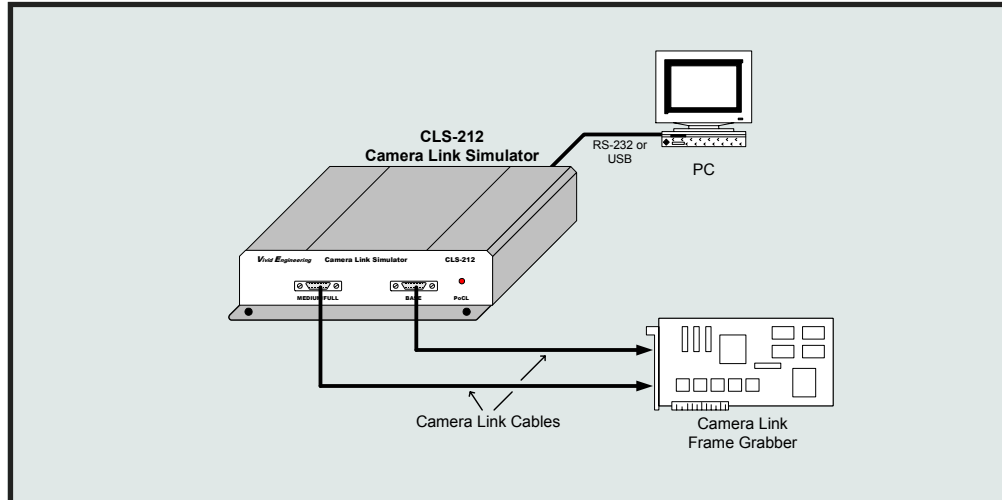
The CLS-212 Camera Link Simulator is extremely useful for the development, test, and integration of Camera Link products and systems. The CLS-212 is particularly useful for testing PoCL cables and PoCL frame grabber Safe-Power functionality. The CLS-212 is housed in a sturdy aluminum enclosure.

Features


- High-performance video test pattern generator
- Supports all Camera Link configurations (base/medium/full) plus 80-bit modes
- Tests/exercises PoCL interfaces
- Miniature Camera Link (miniCL) connectors
- Fully programmable video timing
- Advanced chipset supports video clock rates up-to 85 MHz
- Area and line scan formats, image sizes to 64Kx64K
- Box, line, horizontal/vertical/diagonal wedge test patterns
- Programmable video pattern initial values and step sizes
- "Roll" feature adds pattern motion
- Triggered (exsync) mode and integration timer
- Connects to host PC serial port (RS-232), or USB port w/ optional adapter
- Controlled via a simple Command Line Interface (CLI)
- Sturdy, compact aluminum enclosure w/ mounting flange
- Multi-nation power supply and RS-232 cable included
- 3-year warrantee




Typical Application



Rear Panel



Power Supply



Specifications

Feature	Specification
Video Interface	Camera Link "full" configuration + 80-bit & PoCL
Video Connectors	26-pin Miniature Camera Link (miniCL) type
Frequency Range	20-85 MHz
Chipset	National Semiconductor DS90CR287
Serial Port Connector	RS-232 male 9-pin D-Sub (DB9)
Serial Port Cable	3 meter DB9 female - DB9 female null modem
USB Port	Via external USB to serial RS-232 adapter (optional)
Power Supply	Universal wall style w/ outlet plug set
Power Jack	2.1 x 5.5 mm, center-positive
Power Requirements	5-7 VDC, 700 mA typical
Cabinet Dimensions	5.28" (L) x 1.18" (H) 7.12" (D)
Weight	16 oz
Operating Temp Range	0 to 50° C
Storage Temp Range	-25 to 75° C
Relative Humidity	0 to 90%, non-condensing



Ordering Information

Model	Description
CLS-212	Camera Link PoCL Simulator
CLS-212-N	Camera Link PoCL Simulator (without power supply)
USB-ADAPTER	USB to Serial RS-232 Adapter (optional)